

PURE AIR SYSTEMS, INC.



THE BEST FILTRATION SYSTEMS ON EARTH

MODEL 1200 Hepa Shield

The 1200 Hepa Shield system has been well received since its introduction in 1999. The newest addition to the product line is the L – Series unit which incorporates all the benefits and features of our 600 and 2000 series units. Both of these versions offer high performance air filtration utilizing only commercial grade components.

1200 Hepa Shield **PLUS** systems. Pure Air Systems, Inc. now offers the 1200HS series in our new PLUS design which incorporates the new ECM Variable Speed motors by GE. The PLUS units offer a true 21st Century digital motor technology that is unavailable in any other filtration system.



1200HS S – Version



1200HS L – Version

TRUE HEPA FILTRATION

Removes 99.97% of all
Particles 0.3 microns
and larger.

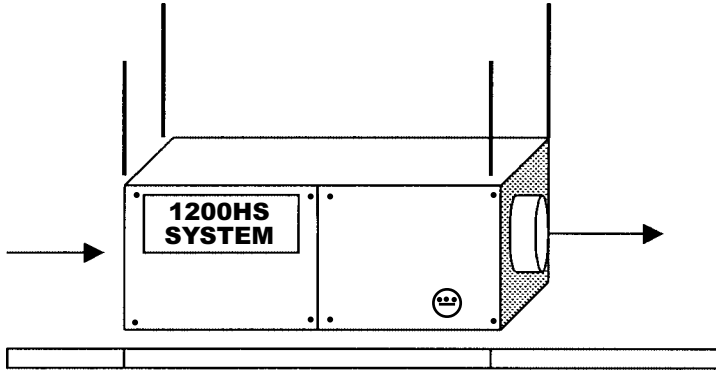
THREE STAGE FILTRATION

1. Antimicrobial Polyester Prefilter
2. 15 lb Carbon Filter
3. True 99.97% HEPA Filter

POWERFUL $\frac{3}{4}$ HP MOTOR

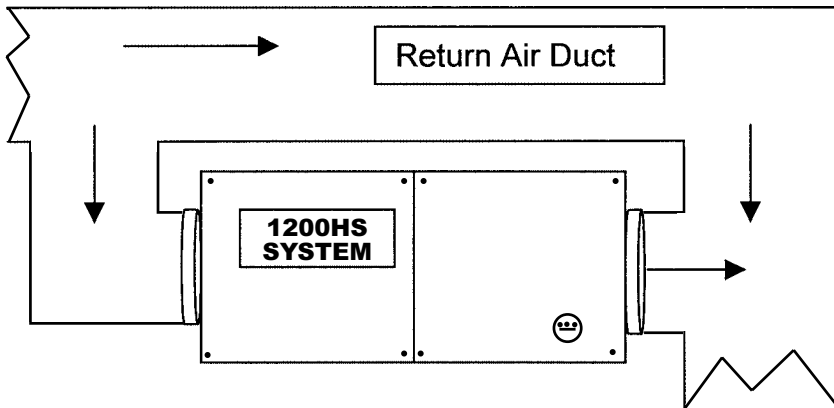
The powerful $\frac{3}{4}$ HP motor produces
over 1200 CFM of HEPA
Filtered air.

1200 HS S-Version MULTI-PURPOSE HEPA FILTRATION SYSTEM



CEILING MOUNT DESIGN

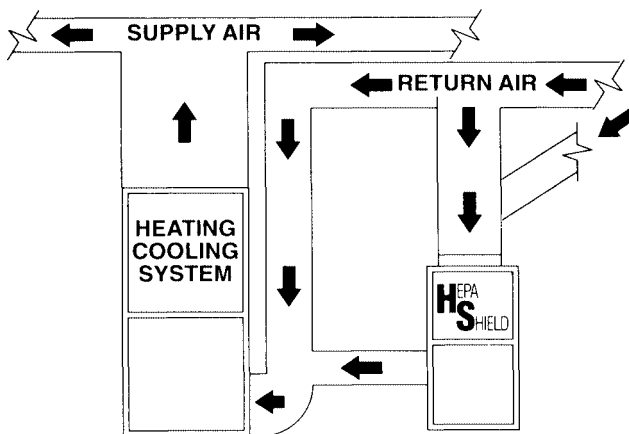
The 1200HS S-Version is specifically designed to be mounted above or below the ceiling. With a 3/8 inch weld nut located in the four corners of the unit it is very easy to suspend the 1200HS-S.



ATTACH HVAC SYSTEM

The 1200HS S-Version can also be used to attach to any forced air HVAC system in a partial by-pass configuration.

1200HS L – VERSION Unique Split-Housing Design Conforms To Any Forced Air Ducted System



MULTI-USE CONFIGURATIONS

The 1200HS L – Version can be attached to any Heating/cooling system, 3 tons or larger. The split housing design allows for left hand or right hand installation. It can be used with up-flow, down-flow, attic or crawl space system and...even in a stand-alone configuration. Can be mounted horizontally or vertically.


OUTSIDE FILTERED FRESH AIR

You can introduce outside, filtered fresh air through the 1200HS unit.

1200HS PLUS HVAC SYSTEM

BENEFITS & FEATURES OF PLUS HVAC & VS SYSTEMS



Specially programmed GE ECM motors allow the 1200HS Plus to run in-sync with any variable speed drive HVAC unit. This means the 1200HS Plus will run at high speed during either Heating or Cooling mode and then ramp down to one of four pre-programmed speeds during fan-only or off-demand mode. ECM motors are more efficient and can use up to **40% less electricity** than standard motors. This means quiet running, 24/7 operation for continuous filtration at exceptionally low operating costs. Capacity up to 1200 CFM.



The 1200HS Plus uses a 3/4 HP GE ECM Motor. 120/240 volt, 1 Ph, 60 Hz, 1050 RPM. Included for HVAC mode is an EVO/ECM Controller with Tap Selector Board and Thermostat Connecting Block. Also requires 24 VAC from HVAC transformer.

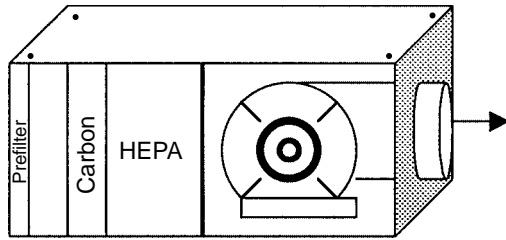
1200HS PLUS VS SYSTEM

The 1200HS Plus can also be supplied with an EVO/DCU Controller that will allow finite variable speed control from 1% of volume to 100% of rated volume. This feature will allow the use of the 1200HS Plus for any stand-alone application where variable speed adjustment is necessary. This is a real benefit in applications where different air volumes are necessary. Air flow rates up to 1200 CFM.



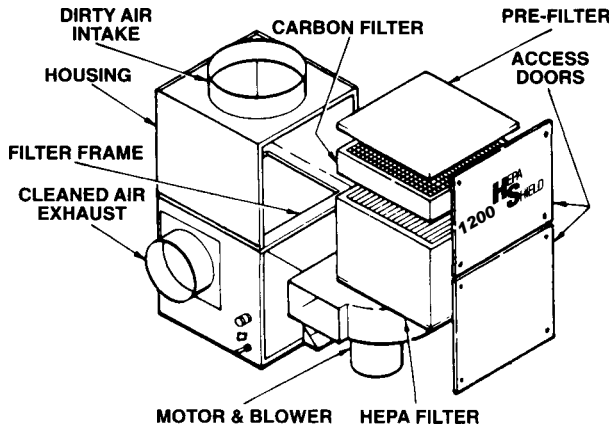
The 1200HS Plus VS utilizes a DCU two-set dial controller for finite control of air flow. This controller pack has its own 24 VAC transformer.

DESIGN SPECIFICATIONS AND OPTIONS



DESIGN SPECIFICATIONS: 1200HS – S Version

Dimensions: 24" Deep x 25" High x 48" Long
 Connections: 14" Diameter Inlet & Discharge
 Weight: 200 lbs (with filters)
 CFM Rating: 1200 CFM (with HEPA filter)
 Electrical Req: 120 volt, 15 Amp circuit
 Motor: ¾ HP 120 volt. 9.6 Amp 1 ph.
 Optional Motor: ¾ HP ECM Variable Speed (PLUS)
 120/240 volt. Super Efficient Motor
 Filters: Polyester ring panel prefilter
 15 lb carbon filter (optional 2nd carbon)
 99.97% UltraFlo HEPA
 Controls: Lighted on/off switch, breaker,
 Mini-Helic filter pressure gauge



DESIGN SPECIFICATIONS: 1200HS – L VERSION

Dimensions: 25 " Wide x 25" Deep X 42" High
 Connections: 14" Diameter Inlet & Discharge
 Weight: 180 lbs
 CFM Rating: 1200 CFM
 Electrical Req: 120 Volt, 15 Amp Circuit
 Motor: ¾ HP 120 volt, 9.6 Amp, 1ph
 Optional Motor: ¾ HP ECM Variable Speed (PLUS)
 120/240 volt. Super Efficient Motor
 Filters: Polyester ring panel Filter
 15 lb carbon filter
 99.97% UltraFlo HEPA
 Controls: Lighted on/off switch, breaker
 Mini-Helic filter pressure gauge


EASY TO MAINTAIN – OPTIONAL FILTER DESIGN

1. Easily removable doors for access to filters and motor.
2. Can also use 95% DOP or 95% ASHRAE filters in-lieu of HEPA filter.

OPTIONAL 1200 OA UNIT (Standard and PLUS)

1. Use Carbon Canister (50 lbs) in-lieu of HEPA
2. Add one more carbon in "S" series unit. Total 80 lbs

PURE AIR SYSTEMS INC. PRODUCTS
ARE DISTRIBUTED BY:



1325 CHURCH STREET • CLAYTON, IN • 46118
 www.pureairsystems.com
 800-869-8025